



NTC THERMISTOR OF MF52-TYPE SERIES SPECIFICATION

*** Outline :**

The MF52 thermistor is a small-sized, epoxy-resin coated NTC resistor made from new-type material with new craftsmanship. It is featured with advantages including high precision and quick reaction

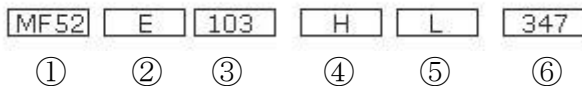
*** Application :**

Air conditioners, heating facilities, electronic thermometers, fluid level sensors, automobile electronics and electronic table-calendars.

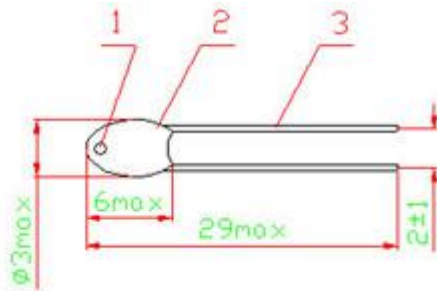
*** Features :**

1. High testing precision;
2. Small and quick in reaction;
3. Long and good service;
4. Good interconvertibility and consistency.

*** Part NO. :**



- ① Drop-like NTC thermistor
- ② E : Epoxy-resin coated package S : Silicone coated package
- ③ R25: 10K Ω -103
- ④ Tolerance: F : $\pm 1\%$ G : $\pm 2\%$ H : $\pm 30\%$ J : $\pm 5\%$ K : $\pm 10\%$
- ⑤ L : B25/50 H : B25/85 T : Special
- ⑥ B-value : 347 : 3470 338 : 3380 we adopted the former three digits

*** Dimensions(mm) :***** Specification**

Model	R25	B value	Dissipation	Time Constant	Temperature Range
MF52	100 Ω -10K Ω	3100K			
MF52	200 Ω -10K Ω	3270K			
MF52	500 Ω -15K Ω	3470K			
MF52	1K Ω -50K Ω	3600K	$\geq 2.5\text{mW}/^{\circ}\text{C}$	$\leq 7\text{S}$	$-40^{\circ}\text{C}\sim +120^{\circ}\text{C}$
MF52	5K Ω -50K Ω	3950K	in static air	in static air	
MF52	10K Ω -100K Ω	4050K			
MF52	10K Ω -100K Ω	4150K			
MF52	20K Ω -500K Ω	4300K			

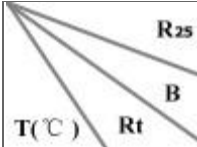
Remarks:

- 1) Tolerance of the resistance: F : $\pm 1\%$ G : $\pm 2\%$ H : $\pm 3\%$ J : $\pm 5\%$ K : $\pm 10\%$.
- 2) The Tolerance of the B-value is $\pm 1\%$ in response with a rated resistance for which the precision is $\pm 1\%$, The tolerance of B-value is $\pm 2\%$ under other circumstances.
- 3) Products with specifications unmentioned in the table above are available upon customers' request.

*** Cautions :**

- 1) The two ends of the lead is not supposed to be loaded with excess pulling stress,owing to the small size and small welding spot of MF52-srs products.
- 2) Soldering is supposed to be done 5mm away from the root of the lead,and only for a brief moment.
- 3) Thermistor of MF52-srs are not supposed to be exposed directly in water while working.

Normal specification Resistance & Temperature Table of MF52-type (Unit : K Ω)

	10 K Ω	50 K Ω	100 K Ω	50 K Ω	50 K Ω	100 K Ω	100 K Ω	150 K Ω
	3950	3950	4000	4050	4150	4150	4300	4500
-30	181.70	908.30	1790.00					
-25	133.30	666.50	1321.00					
-20	98.88	494.50	984.70					
-15	74.10	370.50	740.80					
-10	56.06	280.30	562.30					
-5	42.80	214.00	430.50					
0	98.96	164.80	332.30	168.80	172.00	344.10	352.40	576.70
5	25.58	127.90	257.50	131.30	132.20	264.30	270.00	433.20
10	20.00	99.98	201.10	101.00	102.40	204.80	208.30	328.40
15	15.76	78.79	158.20	79.28	80.03	160.10	161.90	250.90
20	12.51	62.55	125.40	62.78	63.00	125.00	136.70	193.30
25	10.00	50.00	100.00	50.00	50.00	100.00	100.00	150.00
30	8.048	40.24	80.29	39.98	39.76	79.51	78.35	117.30
35	6.518	32.59	64.87	32.16	31.89	63.77	62.37	92.28
40	5.312	26.56	57.72	26.10	25.73	51.45	49.94	73.11
45	4.354	21.77	43.10	21.35	20.88	41.76	40.22	58.28
50	3.588	17.94	35.42	17.72	17.04	34.08	32.56	46.74
55	2.974	14.87	29.26	14.36	13.99	27.97	26.40	37.71
60	2.476	12.38	24.30	11.92	11.53	23.06	21.53	30.58
65	2.072	10.36	20.27	9.938	9.541	19.08	17.69	24.94
70	1.743	8.717	16.99	8.317	7.929	15.86	14.62	20.45
75	1.473	7.364	14.31	6.991	6.621	13.24	12.20	16.85
80	1.250	6.248	12.10	5.906	5.552	11.10	10.05	13.94
85	1.065	5.324	10.27	5.012	4.674	9.348	8.376	11.60
90	0.911	4.555	8.758	4.271	3.950	7.900	7.004	9.680
95	0.7824	3.912	7.495	3.654	3.349	6.698	5.894	8.118
100	0.6744	3.372	6.438	3.316	2.849	5.698	4.978	6.836
105	0.5836	2.918	5.550	2.701	2.438	4.875	4.215	5.780
110	0.5066	2.533	4.801	2.336	2.093	4.186	3.580	4.904